

## You've attended a presentation about United Sound . . . what's next?



Thank you for attending! We hope you've been inspired to learn more about United Sound and to share this knowledge with music directors, special education teachers, administrators, and others in your district.

**1**

**Share** what you've learned with your special education teachers & admin!  
[www.unitedsound.org/overview](http://www.unitedsound.org/overview)

**2**

**Register:**  
[www.unitedsound.org](http://www.unitedsound.org)  
"Teacher Registration" button on homepage and we'll contact you within the week

**3**

Music and special education teachers **meet** with United Sound to discuss the "How To" at your school



[info@unitedsound.org](mailto:info@unitedsound.org)



[www.unitedsound.org](http://www.unitedsound.org)



[instagram.com/united\\_sound](https://www.instagram.com/united_sound)



[facebook.com/unitedsoundmusic](https://www.facebook.com/unitedsoundmusic)

### How



All teacher and Peer Mentor training as well as all materials for New Musicians are provided.

### When



Meet once per week outside of ensemble rehearsal time.

### Where



Anywhere that music is being made!

# PROGRAM OVERVIEW

## Who Can Join?

- **New Musicians:** Students with intellectual or developmental disabilities (IDD)
  - Students will have the opportunity to experience and perform music on an instrument of choice with musical adaptations and accommodations
- **Peer Mentors:** Existing band or orchestra members who are enrolled at the participating school
- **What age?** Peer Mentors need to be in their own second year of music-making on the instrument to teach
- **Like-age peers:** Requirement High school students cannot mentor middle school, college students cannot mentor high school. United Sound is as much about social inclusion as musical inclusion which cannot happen with non-like-age peers



## Details:

- Peer Mentor/New Musician ratio is 3 to 1. Three Peer Mentors for each One New Musician
- Weekly rehearsals
- Most chapters meet after school but this will be discussed in your school meeting. Don't pre-worry about it!
- 1 performance per semester (New Musicians, Peer Mentors, and Support Ensemble)

## Common Questions:


- **Who trains the students?** We'll send you videos and worksheets ready to go for student training. The Special Education teacher will lead the training sessions, but there's no prep required. It's all done!
- **Who plans the weekly music lessons?** The music teacher will choose chapter presidents who will be in charge of this every week. They will also attend monthly in person (Zoom) trainings with United Sound staff to continue learning.
- **Who picks the music?** The music teacher will pick the music, then each group of mentors (remember that 3-1 ratio?) has the responsibility of writing a modified part that works perfectly for their musician.
- **Our special education students ride the early bus home. We know. We can help you work this out too. Let's talk at your teacher meeting!**





**KEEP IT SIMPLE**  
United Sound was designed to make inclusion easy. The students are in charge, the materials are all provided, and with your music/special education teacher partner- no one should have to do anything they don't already know how to do! Remember the rule: 15 minutes to prepare, 45 minutes for the class. If it's taking longer than this, you're doing it wrong ;)


Using colors and foods,, abstract concepts of music (rhythm and pitch) are transformed into concrete steps.

### Rhythms

**Quarter note: "Cake"**  
 Cakes can be any color, because they can be played on any note. But they always take up 1 Beat of Sound.


**Half note: "Soup"**  
 Soup takes much longer to eat. Say "Sooooop" Sooooop can be any color too, depending on which note you are playing. But it always takes a long time (and a lot of eat) to eat Sooooop. Sooooop takes up 2 Beats of Sound.


**Eighth Notes: "Dough-nut" (2 eighth notes)**  
 Doughnuts are yummy and we eat them fast. Doughnuts can be played on any note and they come in any color. 2 doughnuts take up 1 Beat of Sound.

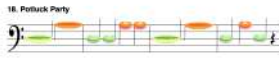
**Rest: "Shhh"**  
 Rests are silence. They take up 1 Beat of Silence.

### Let's play "OPEN A" and "OPEN D"


The 3 lines. The line, **S&T** (second line, **Placate** (pau) -- pick the string. Third line, **Arco** - play with the bow on the string.

17. Cool as Cucumber Soup  
  
(Practice rickety between the strings)


  
Mentors can help with bow and elbow position while you practice changing between strings!


18. Peetuck Party  


### Let's play G and A



Mentors: Point out the placement of the G on the first line (count the lines, starting at the bottom), and the A on the first space (count the spaces, starting at the bottom).

39. Pick 'n Mix  


40. The Great Cake Parade  


41. Tummy Dance  
